

PUBLIC ANNEX C

KEY






| | |
|---|---|
| FACT | A fact. |
| 1st Level Inferred Conclusion | A conclusion based on an inference. |
| 2nd Level Inferred Conclusion | A conclusion based on an inference, based on an inferred conclusion. |
| 3rd Level Inferred Conclusion | A conclusion based on an inference, based on an inferred conclusion, based on an inferred conclusion. |
| 4th Level Inferred Conclusion | A conclusion based on an inference, based on an inferred conclusion, based on an inferred conclusion, based on an inferred conclusion. |
| Circular Inferred Conclusions | A conclusion which is inferred (A) from a conclusion (B) relying on the initial inferred conclusion (A) (A=B because B=A) |
|  | Inference |
|  | Circular Inference |
|  Reference: Trial Judgment | Citation of inference within the Trial Judgment |
|  Reference: Annex B | Explanation of inference is contained at this reference within the Table of Inferences, attached as Annex B (Consisting of Tables A-E) |
|  | Instances where the Chamber finds a pattern of conduct that is only based on the conduct of one witness, and then inferred from that one instance to apply to all witnesses |

DIAGRAM OF THE TRIAL CHAMBER'S INFERRED CONCLUSIONS RELATING TO MR BEMBA

